

SOUND THE

**FREE VIDEO
LESSONS**


TRUMPET

**HOW TO BLOW
YOUR OWN HORN**

4TH EDITION



JONATHAN HARNUM
author of *The Practice of Practice*
and *Basic Music Theory*



LEARN MORE AT
WWW.THEPRACTICEOFPRACTICE.COM

BE A BETTER MUSICIAN. DON'T PRACTICE LONGER, PRACTICE SMARTER.

Practice takes many shapes. The word means different things to different people. What does it really take to get better at music?


The Practice of Practice will help you understand ways of getting better more clearly. The information will help you become a more aware musician, a more informed teacher, and a more effective parent of a young musician.

Whether you play Beethoven or Bach, are into Indie pop or classic Rock, *The Practice of Practice* will help you become a better musician.

The book covers 6 aspects of practice:

- » **WHAT:** Definitions, and what music practice does to your brain.
- » **WHY:** Motivation is crucial. Learn ways of keeping the flame lit in this section
- » **WHO:** A lot of people including yourself will impact your practice. Learn to use them to your advantage.
- » **WHEN:** This section covers how much, and what times of the day are best for practice, & more.
- » **WHERE:** Where you practice matters, & more.
- » **HOW:** The longest section of the book includes information about goals, structuring your practice, as well as specific techniques tested by researchers, and specific strategies pros use to get better.

Written by musician, teacher, scholar, and author Jonathan Harnum, *The Practice of Practice* is a result of 8 years of research drawing from over 300 published research studies, and from Harnum's interviews with world-class professional musicians in genres like jazz, singer-songwriting, Western classical, Indian classical, West African djembe, Gypsy jazz, and others.



LEARN MORE AT
WWW.SOL-UT.COM

LEARN HOW TO READ, WRITE, AND UNDERSTAND WRITTEN MUSIC

This book will guide you through the sometimes confusing world of written music with a clear, concise style that is at times funny and always friendly.

Harnum is an experienced teacher with a PhD in music education from Northwestern University. Learn with methods he's refined over more than twenty years teaching in the studio, in schools and at universities.

Lessons are short, well-paced and enjoyable. Whether you're a beginner of any age, whether you're an experienced player who wants to bone up on your theory, or whether you teach music and need a fun way to do it, you'll find this book valuable and will refer to it again and again.

Find it at <https://is.gd/ejefot>



SOL-UT.COM

WHAT READERS SAY ABOUT *SOUND THE TRUMPET*

“Every trumpet should be sold with this book. This is like a user’s manual. You will also learn about troubleshooting, maintenance and cleaning. With this book you will not feel lost and will be prepared.”

— J. R. Torres, Rhode Island

“Great read! Lots of info but easy to understand. Entertaining as well! Dude is just funny! Explains things that other people just assume you already know (but you don’t). You can tell he is a teacher as well as a player. Worth the money and time I invested. Recommended.”

— Tyler Hyder, USA

“This book is the most thorough treatment of the various aspects of trumpet playing that I have seen. Very informative and helpful. Even my current teacher, who has played with the Metropolitan Opera (NYC), was impressed.

— Don Young, Cranford, NJ

“No question about it, this book is everything it’s cracked up to be! I highly recommend the book for any player, young or old, beginner or in my case, a 35 yr. comeback player.”

— Joe Kaye, Philadelphia, PA

“All you want to know about the trumpet. Not a method book, but a great reference book. It gives much information that method books leave out. Recommend for all trumpet players.”

— J. Chew, Anaheim, CA

“An excellent book for a beginner or anyone else. I’ve learned so much with it. I had no prior music experience and this book has introduced the trumpet to me very nicely. Jonathan breaks it down so that it is easily understood and fun to read. It’s been my constant companion since I received it and I am progressing nicely.”

— N. A. Stubbins, Indiana

“This has been a great purchase for me. I’m 28 and have just made my first approach to the trumpet, though I’ve been playing the piano for twenty years. I can’t pay a teacher for now and wanted something that would encourage me to face the most difficult part: the beginning. This book deals with everything you need to know about trumpet playing, from the basics to a large number of strategies to improve your performance. It functions well as a reference guide, and in my case is an excellent starting point towards the discovery of this wonderful instrument.”

— G. Fernandez Monte, Madrid, Spain

“Great for the comeback player. I’m returning to trumpet after 20+ years away. This book fit my background pretty perfectly. It explains the why, and not just the how. I’m happy to see detailed information on cleaning a trumpet, something I’d never learned before, as well as whole chapters on key techniques, equipment, and outside the trumpet aspects like transposition and performing.”

— Simon St. Laurent, Dryden, NY

“Very informative book on many aspects of the trumpet and trumpet playing. An excellent resource for beginners and mid level trumpet students. Lots of information nicely divided into easy digestible pieces.”

— James R. Perales

“Love the book for the quick and easy ability to teach and reference countless points. I’m a 62 year old beginner and this is the only Trumpet tutorial that doesn’t put me to sleep. It has the vibrance of the trumpet itself.”

— Kozmo18

“I have played the trumpet for many years and own a whole variety of trumpet tutor books; most are incredibly daunting, immediately too demanding and are, all-in-all, not much fun!

“This book is quite different—it has a very attractive, friendly approach, is extremely well-presented, deals with all the basics and more and has plenty of tips and simple ‘how to do’ and ‘how to approach’ ideas. The book is thorough and covers all the basic techniques of playing and the usual pitfalls and problems, but in a friendly way. There are also further sources of study and music, suggested practice routines and charts and even instructions on how to correctly clean and maintain the instrument!

“This book will be useful to both the beginner and the more experienced player, is an excellent value, and I give it my highest recommendation, but do so wish that it had been in print 30 years ago!!”

— David Hutchins, Sevenoaks, Kent, UK

“The book is well crafted. It covers a lot of territory for a beginning trumpeter, and I have found I pretty much use it as my ‘go-to’ book on how to play the trumpet. It is easy to understand and the best part, if you follow the instructions, while you might not become an instant Chris Botti, you will be able to play and practice the right way. Very informative book. Well worth the price.

— Dale Patterson, Danville, CA

“One of the first things I’d like to say is the author has done a stupendous job of making a book that is not only easy to understand but fun-to-read. With this book you look forward to your next practice session! I picked up this book after going through other trumpet learning series. This easy-to-understand book is very thorough and contains a ton of information! The efficient learning method will take you farther in a shorter amount of time. To give you an idea of how much more is in this book, he has a full chapter on just breathing - try finding that in any other book. But don’t worry, he doesn’t just teach you how to breath. In addition to breathing, he also covers double tonguing and triple tonguing. For fun, he has a chapter near the end of the book on all those fancy little things that have always amazed you such as flutter tonguing and the all so classic horse whinny! Finally, if you go to www.AllAboutTrumpet.com, the author has kindly put up all the sound clips to go along with the book - plus videos too! This book is truly worth more than five stars =)”

— Small Fry Jon



JONATHAN HARNUM has played trumpet for over 35 years in various genres, has taught music and trumpet at all levels, from beginners through collegiate players, and especially loves to help out comeback players. Harnum earned a PhD in music education from Northwestern University and is the author of several music-related books, including his Amazon #1 best-sellers, *The Practice of Practice* and *Basic Music Theory: How to Read, Write, and Understand Written Music*.

You can find him online at www.JonHarnum.com and www.sol-ut.com; check out his blogs at www.ThePracticeOfPractice.com and www.TalkingTrumpet.Wordpress.com; or get some online trumpet lessons at www.TrumpetJumpstart.com.

SOUND THE

TRUMPET

HOW TO BLOW
YOUR OWN HORN


INCLUDES 12 FREE
VIDEO LESSONS

4TH EDITION



JONATHAN HARNUM
author of *The Practice of Practice*
and *Basic Music Theory*

Sound the Trumpet: How to Blow Your Own Horn, 4th edition by Jonathan Harnum



Published by Sol Ut Press

www.sol-ut.com

Copyright ©2016, Jonathan Harnum and Sol Ut Press. All rights reserved. No part of this book, including interior design, cover design, and icons, associated audio or video files may be reproduced or transmitted in any form, by any means without the prior written permission of the publisher. Income streams for creative members of our worldwide community are fragile. Please respect them. Thanks.

For rights please contact Sol Ut Press.

Sol Ut and the Sol Ut logo are trademarks of Sol Ut Press. For more information, please send e-mails regarding this book to info@sol-ut.com.

ISBN-13: 978-1530913435

ISBN-10: 1530913438

Get the free audio, video and PDFs for
Sound the Trumpet: How to Blow Your Own Horn

www.AllAboutTrumpet.com

www.TrumpetJumpstart.com.

CONTENTS

LESSON 0: THE CHAPTER EVERYONE SKIPS

BOOK OVERVIEW	1
WELCOME TO THE 4 TH EDITION OF <i>SOUND THE TRUMPET</i>	1
WHY SOUND THE TRUMPET?.....	1
OVERVIEW OF <i>SOUND THE TRUMPET</i>	2
GENERAL INFORMATION	2
THE STRUCTURE OF THE BOOK.....	2
THE ICONS.....	2
<i>SOUND THE TRUMPET: BLOW BY BLOW</i>	4
UP NEXT	8
LESSONS IN THIS SECTION.....	9

PART ONE: BUILD A SOLID PLAYING FOUNDATION

LESSON 1: BUILD THE BUZZ

THE SECRETS TO GETTING A GREAT SOUND	11
HOW TO AVOID ANALYSIS PARALYSIS.....	11
WHAT'S THE BUZZ ABOUT?	12
THE FACE IS THE PLACE	12
THE MUSCLES OF THE EMOUCHURE	12
DRY EMOUCHURE VS. WET EMOUCHURE	13
BUILDING THE BUZZ	13
BITE ME: FLOATING AND FIXED EMOUCHURES	15
A WORD FROM OUR SPONSOR: AIR	15
BUZZ WITH THE MOUTHPIECE.....	15
MOUTHPIECE PLACEMENT.....	16
THE CHIN	17
BUZZING EXERCISES FOR STRONG LIPS	17
EXERCISES:	17
0: LOOSE-LIP FLAP AND STRETCHING	17
1: LONG BUZZ (EASY)	17
2: START AND STOP (FAIRLY EASY)	18
3: HI TO LOW (EASY).....	18
4: THE SEE-SAW (DIFFICULT).....	18
5: CREATE YOUR OWN	19
MATCHING THE PITCH	19
6: PITCH MATCHING (LOWER IS EASIER).....	19
7: DESCENDING/ASCENDING CHROMATIC SCALE	20
TROUBLESHOOTING	21
GREAT VIDEOS ON EMOUCHURE.....	22
UP NEXT	22

LESSON 2: HOLD IT RIGHT THERE

IMPROVE YOUR SOUND WITH POSTURE AND GRIP	23
LOOK BEFORE YOU LEAP, OR LEAP AND THEN LOOK?	23
THE DETAILS	23
HOLD IT!.....	24
PUT YOUR LEFT HAND IN.....	24
PUT YOUR RIGHT HAND ON.....	25
POSTURE	25
GO FOR IT!.....	27
SOME THINGS TO KEEP IN MIND OR TO TRY WHILE MESSING AROUND:	27
EXERCISES TO GET YOU ON YOUR WAY	28
UP NEXT	28

LESSON 3: FILL YOURSELF WITH INSPIRATION

FIX BAD BREATHING.....	29
WHY LEARN TO BREATHE?.....	29
THE PHYSIOLOGY OF BREATHING.....	29
THE IDEAL BREATH	31
IDEAL BREATH STEP 1.....	31
IDEAL BREATH STEP 2.....	32
IDEAL BREATH STEP 3.....	32
ALL TOGETHER NOW, 1-2-3	32
THE BREATHING TUBE.....	32
SOME BREATHING EXERCISES	33
WHEN TO BREATHE.....	34
WHEN YOU HAVE TOO MUCH AIR	34
MASTER BREATH CONTROL WITH THESE TRAINING MACHINES.....	35
THE VOLDYNE.....	35
THE BREATH BUILDER	35
THE AIR BAG.....	35
VARIABLE RESISTANCE COMPOUND GAUGE	36
AN ENCOURAGING WORD.....	36
RESOURCES FOR FURTHER STUDY	36
UP NEXT	36

LESSON 4: BASIC TONGUE TIPS

MAKE NOTES DISTINCT AND MORE EXPRESSIVE.....	37
USE MY TONGUE FOR WHAT?.....	37
BASIC TONGUING.....	38
THE AIR STREAM AND THE TONGUE.....	39
THE ORAL CAVITY'S ROLE IN YOUR TONE QUALITY	40
UP NEXT	40

LESSON 5: PLAY HIGHER

INCREASE YOUR RANGE	
WITH PROPER TONGUE USE.....	41
RANGE IS RELATIVE AND PERSONAL	41
THE TONGUE'S ROLE IN PLAYING HIGH AND LOW.....	41
TONGUE PLACEMENT: LOW, MIDDLE, HIGH.....	42

GET AN INSIDE LOOK.....	42
BASIC TONGUE HEIGHT EXERCISE	42
A WORD OF WARNING	44
BUT WAIT, THERE'S MORE	44
UP NEXT	44

LESSON 6: FASTER FINGERS

HONE YOUR DEXTERITY	45
FINGER TECHNIQUE?	45
THE RIGHT HAND.....	45
CHANGING NOTES.....	46
LEFT HAND REMINDER.....	46
EXERCISES FOR ACCURACY AND SPEED	46
SINGLE FINGERS.....	47
TWO AND THREE FINGERS	48
COMBINATIONS.....	48
KNUCKLE-BUSTERS.....	48
UP NEXT	48

LESSON 7: THE PRACTICE OF PRACTICE

MAKE YOUR TIME COUNT	49
PRACTICE IS NOT WHAT YOU THINK. NOR IS IT OTHERWISE.	49
THE PRACTICE PINWHEEL BREAKDOWN	49
THE BLADES OF THE PRACTICE PINWHEEL.....	50
MORE DETAILED PRACTICE INFO.....	51
WHAT IS PRACTICE AND WHY DOES IT MATTER?.....	51
LIVE MUSIC IS BEST.....	52
YOUR STEREO IS NEXT BEST.....	52
WHO? YOU: YOUR NOTIONS OF TALENT AFFECT MOTIVATION	53
DON'T BEAT YOURSELF UP	53
WHEN: TIME AND PRACTICE	54
HOW MUCH IS ENOUGH?	54
WHAT TIME?	54
TELEVISION & DEVICES.....	54
WHERE: PLACE AND PRACTICE.....	55
WHEN IN DOUBT, LEAVE IT OUT	55
HOW TO GET BETTER.....	55
PRE-PRACTICE.....	55
SELECTED PRACTICE STRATEGIES.....	58
LONG TONES.....	58
HARNESS DRONE POWER TO GET IN TUNE.....	58
A TECHNIQUE FOR GETTING UP TO SPEED	59
GOING MENTAL	59
THE RECORDING TELLS NO LIES.....	60
SCRATCHING THE SURFACE.....	60

LESSON 8: WAR & WORSHIP

AN ULTRA- BRIEF TRUMPET HISTORY	61
ANCIENT TRUMPETS	62
INNOVATIONS AND INVENTIONS	65
INVENTIONS ON A THEME.....	66
UP NEXT	66
LESSONS IN THIS SECTION.....	67

PART TWO: MASTER NECESSARY SKILLS

LESSON 9: MUSIC READING MADE EASY

TRUMPET MUSIC BASICS	69
TAKE YOUR TIME	69
A QUICK REMINDER ABOUT WRITTEN MUSIC.....	70
THE STAFF	70
NAMES OF THE NOTES	70
YOU GOT RHYTHM, YOU GOT MUSIC.....	71
THE RESTS OF THE STORY	71
C AND G: YOUR FIRST NOTES.....	72
MORE NOTES: D, E AND F	72
READING THE MUSIC.....	74
NOTES BELOW THE STAFF.....	74
PLAYING HIGHER: NOTES ABOVE G.....	75
UP NEXT	76

LESSON 10: TUNE LIKE A PRO

LEARN HOW TO MAKE THE HORN PLAY IN TUNE.....	77
WHAT'S TUNING ALL ABOUT?	77
BASIC TRUMPET TUNING	78
TUNING THE WHOLE TRUMPET	78
HOW TO FIX CHANGING PITCH	79
COMMON MISTAKES THAT CHANGE INTONATION.....	80
THE LEFT HAND'S ROLE IN TUNING	80
WHICH NOTES ARE OUT OF TUNE? ALMOST ALL OF THEM!	81
WORST OFFENDERS: THE SHARP NOTES	81
E AND A ARE ALSO SHARP.....	82
WORST OFFENDERS: THE FLAT NOTES.....	82
HOW TO "LIP" A NOTE INTO TUNE	83
HOW TO TUNE WITHOUT A TUNER.....	84
A SOUND EXPERIMENT	84
PITCH TENDENCIES FOR A WARMED-UP B ^b TRUMPET (DOTTED LINE = IN-TUNE).....	85
TUNING IRL	86
DIFFERENCE TONES.....	86
UP NEXT	86

LESSON 11: SIMPLE SONGS

MELODIES TO IMPROVE YOUR READING SKILLS.....	87
SOME SIMPLE SONGS.....	87
BUZZ THESE TUNES!.....	88
EIGHTH NOTES.....	90
TUNES WITH EIGHTH NOTES.....	91
DOTTED RHYTHMS.....	92
DUETS.....	93
MORE NOTES: FLATS.....	94
BUT FIRST, THIS MESSAGE.....	94
E AND E ^b	94
A AND A ^b (SAME FINGERING AS E AND E ^b , BUT DIFFERENT NOTES).....	94
D AND D ^b	94
B AND B ^b	94
MORE NOTES: SHARPS.....	95
C AND C#.....	95
F AND F#.....	95
G AND G#.....	95
A CHALLENGE REVISITED.....	97
A NEW CHALLENGE.....	98
JUST A TASTE.....	99
UP NEXT.....	99

LESSON 12: MASTER THE LIP SLUR

IMPROVE YOUR FLEXIBILITY.....	101
WHAT IS A LIP SLUR?.....	101
LIP SLURS AND PHYSICS: DOWNWARD IS EASIER.....	102
LIP SLURS: GOING UP.....	103
LARGE INTERVAL LIP SLURS.....	105
FURTHER STUDY.....	106
UP NEXT.....	106

LESSON 13: MOUTHPIECE MASTERY

MOUTHPIECES DEMYSTIFIED.....	107
MOUTHPIECE ANATOMY.....	107
THROATS, CUPS, RIMS, SHANKS AND SHOULDERS.....	107
WHAT TO LOOK FOR IN A MOUTHPIECE.....	108
7C, 3D, B2? WHAT DO MOUTHPIECE NUMBERS MEAN!?.....	109
UP NEXT.....	110

LESSON 14: PERFORM LIKE A PRO

TIPS TO GIVE A GREAT SHOW.....	111
WHY PERFORM?.....	111
PERFORMANCE ANXIETY.....	112
THERE IS NO SUCH THING AS A WRONG NOTE.....	115
HOW TO PREPARE FOR A PERFORMANCE.....	116
STAGE CRAFT 101.....	117
FIND PERFORMANCE VENUES.....	119
SOURCES FOR FURTHER STUDY.....	120
UP NEXT.....	120

PART THREE: EXTEND YOUR SKILLS

LESSON 15: LEARN TO PLAY PEDAL TONES

HOW LOW CAN YOU GO?.....	123
PUT THE PEDAL TO THE METAL.....	123
WHAT ARE PEDAL TONES GOOD FOR?.....	123
PEDAL TONE EXERCISES.....	124
PEDAL TONE EXERCISE #1.....	124
PEDAL TONE EXERCISE #2.....	125
LOWER YOUR STANDARD: DOUBLE PEDAL TONES.....	126
SOURCES FOR FURTHER STUDY.....	126
UP NEXT.....	126

LESSON 16: INCREASE YOUR RANGE

HOW TO PLAY HIGHER.....	127
WHAT IS THE HIGH RANGE?.....	127
DON'T GET HUNG UP ON HIGH RANGE.....	128
BEWARE OF LIP INJURY!.....	128
A BRIEF WORD ON SPECIAL RANGE TECHNIQUES.....	129
THE LOOSE-LIP FLAP.....	129
HARNESS THE POWER OF ISOMETRICS.....	130
THE LIP BUZZ.....	130
THE PENCIL EXERCISE.....	131
LIP FAILURE STUDY.....	132
PIANISSIMO PLAYING FOR RANGE.....	134
SCHEDULING YOUR RANGE WORKOUT.....	138
MOUTHPIECES AND RANGE.....	138
A FINAL WORD ON HIGH RANGE.....	139
RESOURCES FOR FURTHER STUDY.....	140
UP NEXT.....	140

LESSON 17: BUILD UP YOUR ENDURANCE

POWER FOR THE WHOLE GIG.....	141
WHY ENDURANCE MATTERS.....	141
ENDURANCE ESSENTIALS.....	142
WHY RESTING AND ENDURANCE ARE BEST FRIENDS.....	142
ENDURANCE EXERCISE SCHEDULE.....	142
MEMORIZATION HELPS WITH ENDURANCE.....	142
LONG TONES.....	143
ENDURANCE EXERCISE 1: LONG TONES.....	143
DOUBLE DUTY.....	144
ENDURANCE EXERCISE 2: SHORTER NOTE, SHORTER REST.....	144
ENDURANCE EXERCISE 3: CRESCENDO AND DIMINUENDO.....	145
EXERCISE 3 VARIATIONS.....	146

WAYS TO SAVE YOUR CHOPS AND BOOST ENDURANCE	146
THE BREATH	146
TAKE THE HORN OFF YOUR FACE.....	146
FOCUS ON THE “SET” OF THE EMBOUCHURE.....	146
EMBOUCHURE SET EXERCISE VARIATIONS	147
SOURCES FOR FURTHER STUDY	148
A FINAL WORD ABOUT ENDURANCE	148
UP NEXT	148

LESSON 18: MUTE MASTERY

GIVE YOUR SOUND SHAPE AND COLOR	149
WHAT IS A MUTE?	149
A MUTE BY ANY OTHER NAME WOULD SOUND AS SWEET.....	149
MUTES AND INTONATION.....	150
HOW TO AVOID THE ACCIDENTAL MUTE SOLO	150
THE PRACTICE MUTE OR THE WHISPER MUTE	150
THE STRAIGHT MUTE	151
PUT A CORK IN IT.....	152
THE WAH-WAH, OR HARMON MUTE	152
THE CUP MUTE.....	153
CUSTOM CUP MUTES.....	153
THE PLUNGER.....	153
THE BUCKET MUTE	154
MUTE HOLDERS.....	154
UP NEXT	154

LESSON 19: CLEAN UP YOUR AXE

SAFELY SCRUB YOUR HORN.....	155
WHY CLEAN MY TRUMPET?	155
CLEANING SUPPLIES	156
ROUTINE CLEANING	156
POLISHING	157
THE MOUTHPIECE	157
OILING THE VALVES.....	157
THE SLIDES.....	158
TROUBLE-SHOOTING	158
SLIDES	158
VALVE CAPS.....	159
VALVES.....	159
THE MONTHLY OVERHAUL.....	159
ALL TOGETHER NOW.....	160
GREASE WITH EASE.....	160
REPLACING THE VALVES.....	160
THE CHEMICAL BATH	161
UP NEXT	161
CLEAN TRUMPET JOKES	162

PART FOUR: ADVANCED TECHNIQUES

LESSON 20: EXPRESS YOURSELF WITH SOUND EFFECTS

FROM VIBRATO TO THE HORSE WHINNY	165
MAKE YOUR TRUMPET TALK.....	165
THE VIBRATO.....	166
ALTERNATE FINGERINGS.....	168
HALF-VALVE: SCOOPS, DOITS, FALLS, AND THE HORSE WHINNY	169
THE SCOOP.....	170
THE DOIT	171
THE FALL.....	171
THE RIP.....	171
THE HORSE WHINNY.....	172
THE GROWL AND FLUTTER-TONGUING	172
THE GROWL	172
THE FLUTTER TONGUE.....	173
ORNAMENTS AREN'T JUST FOR CHRISTMAS	173
TRILLS	173
MORDENTS.....	174
TURNS.....	174
FLIP	174
GRACE NOTES.....	174
APPOGGIATURA	175
THE SHAKE OR LIP TRILL.....	175
THE BEST SOURCES FOR LEARNING COOL SOUNDS.....	176
UP NEXT	176

LESSON 21: DOUBLE & TRIPLE TONGUE

LEARN TO PLAY FAST AND CLEAN

DOUBLE TONGUING.....	178
TRIPLE TONGUING	179
MULTIPLE TONGUING WHILE CHANGING NOTES.....	180
CREATE SAVVY PRACTICE MATERIAL & BE STRATEGIC.....	180
TROUBLESHOOTING	182
SOURCES FOR FURTHER STUDY	182
LISTEN TO STELLAR EXAMPLES OF MULTIPLE TONGUING.....	182
UP NEXT	182

LESSON 22: BE A TRANSPOSING TRUMPETER

PLAY ORCHESTRA MUSIC, HYMNS, AND LEAD SHEETS	183
TRUMPET IS (USUALLY) A B [♭] INSTRUMENT	183
THE C TRANSPOSITION	184
USING C TRANSPOSITION TO JAM.....	185
THE OTHER TRANSPOSITIONS	186
THE E [♭] TRANSPOSITION	187
ORDER OF FLATS	188
ORDER OF SHARPS	188
F TRANSPOSITION	188
D TRANSPOSITION	189
THE A [♭] TRANSPOSITION	191
STILL MORE TRANSPOSITIONS.....	191
TRANSPOSING IN OTHER LANGUAGES.....	191
HOW TO PRACTICE TRANSPOSITIONS.....	192
THE BIG QUESTION: WHY?	192
UP NEXT	192

LESSON 23: LEARN CIRCULAR BREATHING

PLAY WITHOUT STOPPING.....	193
CIRCULAR BREATHING.....	193
WHAT IS CIRCULAR BREATHING?.....	193
TAKE THESE STEPS TO PRACTICE CIRCULAR BREATHING	194

LESSON 24: TECHNOLOGY FOR TRUMPETERS

IMPROVE YOUR PLAYING AND MAKE PRACTICE MORE FUN	197
WHY DO I NEED MORE STUFF?	197
METRONOME: YOUR RHYTHMIC BEST FRIEND.....	198
TUNERS FOR IN-TUNE TONES.....	199
THE MUST-HAVE TRANSCRIPTION APP	200
MICROPHONES.....	200
MICROPHONE STANDS, CORDS, AND ADAPTERS.....	201
RECORDING DEVICES	202
CASES	203
ELECTRONIC EFFECTS.....	204
UP NEXT	206

LESSON 25: PARTING ADVICE

BEFORE YOU GO.....	207
NOW WHAT?.....	207
STAYING MOTIVATED.....	207
ONE MORE THING.....	208
FREE PRINTABLE FILES AT WWW.ALLABOUTTRUMPET.COM	209

APPENDIX

INDEX.....	211
FINGERING CHART	217
ALTERNATE FINGERING CHART.....	218
PIANO KEYBOARD.....	219
PIANO KEYBOARD TRANSPOSED FOR TRUMPET.....	220
EXERCISE TRACKING FORM	221
<i>THE PRACTICE OF PRACTICE: HOW TO BOOST YOUR MUSIC SKILLS.....</i>	<i>222</i>
<i>BASIC MUSIC THEORY: HOW TO READ, WRITE, AND UNDERSTAND WRITTEN MUSIC</i>	<i>222</i>

GET THE FREE PRINTABLE FINGERING CHARTS AND
MORE PRINTABLE MATERIALS LIKE SCALES AND
EXERCISE TRACKING FORMS AT

WWW.ALLABOUTTRUMPET.COM

THE LESSON EVERYONE SKIPS

BOOK OVERVIEW

The method is persistence.

ALBERT CAMUS

TERM TO KNOW	MEANING
A relevant word for the lesson ahead	Definitions and important things you should know.

WELCOME TO THE 4TH EDITION OF *SOUND THE TRUMPET*

Hi, and welcome to the fun-filled world of playing trumpet! If you're new to trumpet playing, this book will get you started on the right foot and help to instill good habits. If you already play or are a teacher, this book may give you new insight and information. The goal of this book is to help you along in your journey toward mastery of the trumpet and to give you the necessary resources to achieve your goals. Once you've absorbed this book, you'll have a great foundation from which to build a lifetime of playing music on your trumpet.

WHY SOUND THE TRUMPET?

This book contains knowledge and shortcuts I've learned from over 35 years of playing and 20 years of teaching. You'll start with the most basic ideas and build on them until you've learned about the trumpet from end-to-end, inside and out. If you're already a player, this book is a great reinforcement for things you may already know, and maybe some things you don't. Use it as a reference to review your skills, to beef up your knowledge, to study for an audition, or to practice more challenging tasks like double-tonguing, transposing, and circular breathing.

All that being said, you still should use this book in conjunction with all other trumpet books you can lay your hands on. Get information from any source you can find. Don't limit yourself to one source. Though this book is pretty comprehensive, it doesn't cover everything, and even if it did, you'll benefit from getting the same information from a different source using a different approach. There are a lot of choices, at least where books are concerned. You'll find most of the best books for trumpet players listed in these pages, too.

OVERVIEW OF SOUND THE TRUMPET

GENERAL INFORMATION

Sound the Trumpet will take you through all the basics of trumpet, from its history, to recorded trumpet music, and of course, how to actually play the thing. All this information is shown to you in small doses so you won't feel overwhelmed by all that needs to be learned. Lessons are short and easy to get through, though mastering the information they contain will usually continue long after the lesson has been read. That's a good thing. This book is meant to be a reference, which means you will come back to it again and again on your journey towards trumpet Mastery. Reading the book one time through will certainly increase your understanding, but you'll have to spend some serious time with these concepts to make them truly stick and become a part of your musicianship. Come back to the book from time to time for a review.

Sound the Trumpet deals with specific aspects of playing the trumpet and not much time is spent on the skills of reading music. Basic concepts will be explained, but for more specific information on reading music, check out *Basic Music Theory: How to Read, Write, and Understand Written Music*. You can find it at www.sol-ut.com (including free samples of the book and the best price), ask for it at your local music or book store, or find it on Amazon at <http://amzn.to/1V2zvJ2>.

THE STRUCTURE OF THE BOOK

THE PARTS

Sound the Trumpet is divided into large sections called Parts. Within each Part are several lessons of related information.

THE LESSONS

Lessons contain information on one technique and they're short enough to take in without feeling overwhelmed. At the beginning of each lesson you'll see a brief overview of the lesson and a list of terms the lesson covers.

THE ICONS

Icons in this book will alert you to things you should know as a trumpet player.

NOTICE!



This icon is placed near information that is particularly useful to know. Heed these tips and you'll avoid common mistakes.

MUSIC THEORY



This icon has two functions: it tells you things about reading music that are helpful, and is also next to information that isn't absolutely necessary but which you might find interesting. It looks like a Cyclops smiley-face, but it's a whole note with a fermata (which you learn about in lesson 1).

www.AllAboutTrumpet.com and www.TrumpetJumpstart.com is where you'll find free video lessons that go with this book, as well as a whole slew of other resources.

TRUMPET VIDEO

This icon will alert you that there is a supporting video where you can learn more. Sometimes it'll be a video I've produced specifically for this book, sometimes it'll be an example of another trumpet player demonstrating or teaching the concept in a great way. Sometimes it'll just be something cool and instructive. Sure wish I'd had this resource as a beginner!

WEB RESOURCES: QR CODES

This strange-looking collection of ink/pixels will let you know when there is something worth looking up and checking out online. It's a QR code, and with a QR-reading app (Scan is a good one: <http://www.scan.me/download>) you can scan the image and go right to the link, whatever it is. Links lead to just about anything useful: more information, a forum, pictures, a trumpeter's web site, or an article you should read. Always accompanied by an internet address if you don't have a QR reader. Clickable in the eBook.

THE APPENDIX

This is an appendix that will never need to be removed surgically (I hope—don't get any crazy ideas). In the back of the book you'll find fingering charts, a book index for quick lookup of a specific technique, an exercise tracking form you can copy to your heart's content (or get the printable PDF from the link below), as well as a piano keyboard to help you understand some music theory concepts like intervals and transposing.

ONLINE BONUS: FREE VIDEO LESSONS AND MORE

Over at www.AllAboutTrumpet.com and www.TrumpetJumpstart.com you'll find the free video lessons that go with this book, as well as a whole slew of other resources: bonus lessons like how to play didgeridoo or find your own trumpet, trumpet discographies (hyperlinked for easy access), sheet music lists, scales of many types, blank staff paper, blank practice journals and practice sheets. All printable, all free, all the time.

SOUND THE TRUMPET: BLOW BY BLOW

LESSON 0 - THE LESSON EVERYONE SKIPS

You're reading it. An overview to get you started on the right foot; or the left foot, if you're goofy-footed.

PART ONE: BUILD A SOLID PLAYING FOUNDATION**LESSON 1 - BUILD THE BUZZ: THE SECRETS TO GETTING A GREAT SOUND**

In this lesson you'll learn a bit about the parts of a trumpet, then get started making sounds to use with the horn. You'll learn about the embouchure (how to form your lips for playing), the mouthpiece, the lip buzz, lip buzz drills, and mouthpiece buzz drills.

LESSON 2 - HOLD IT RIGHT THERE: IMPROVE YOUR SOUND WITH POSTURE AND GRIP

Finally we get down to actually playing the trumpet. This lesson gets you started and shows you how to hold it, what the valves do, and some basic exercises to get you on your way. Fun stuff!

LESSON 3 - FILL YOURSELF WITH INSPIRATION: FIX BAD BREATHING

We're not talking halitosis here. One of the most important aspects of playing a wind instrument is breathing. Learn the basics of what taking a good breath is all about in this lesson as well as exercises to increase your awareness of breathing and to increase your lung capacity.

LESSON 4 - BASIC TONGUE TIPS: MAKE NOTES DISTINCT AND MORE EXPRESSIVE

The tongue is an essential part of playing every wind instrument. Tonguing separates notes, the tongue can help you play higher, and different uses of the tongue can give your sound new textures. Start learning how to use your tongue correctly in this lesson.

LESSON 5 - PLAY HIGHER: INCREASE YOUR RANGE WITH PROPER TONGUE USE

The tongue plays another essential role in trumpet playing: it helps you to play higher. Increasing your range upward is a struggle for many trumpeters, but that's because they don't know that range is increased by using the tongue and the air stream, not strength of the chops. Learn the basic in this lesson.

LESSON 6 - FASTER FINGERS: HONE YOUR DEXTERITY

It's time to start training the three fingers of your right hand. In this lesson you'll find the details about fingering and how to make it cleaner, faster and more rhythmic. Also in the lesson are exercises to help you get your fingers limber and coordinated.

LESSON 7 - THE PRACTICE OF PRACTICE: MAKE YOUR PRACTICE TIME COUNT

It takes steady and persistent effort to get better at anything, and playing trumpet is no different. There are ways to make this progress more enjoyable and more rapid. In this lesson you'll find suggestions about how to practice that will help you become a better player as quickly as possible. Though there are as many ways to practice as there are players, there are certain things the best players do that will help you, too. Learn about them here.

LESSON 8 - WAR AND WORSHIP: AN ULTRA-BRIEF HISTORY OF TRUMPET

From ancient Egypt and Australia, to middle ages Krakow, to the Himalayan mountains, to Europe, all in a few short pages. In this lesson you'll hear about the origins of the trumpet and the evolution of its physical form.

PART TWO: MASTER NECESSARY SKILLS

LESSON 9 - MUSIC READING MADE EASY: TRUMPET MUSIC BASICS

Once you've got a good solid tone on trumpet, you'll start to be more specific about what you're playing. This lesson introduces how trumpet notes look when written down. In this lesson you'll learn fingerings for five notes, complete with, of course, more exercises and some duets. Be sure to visit the web site companion to this book. You'll find sound clips of all the exercises and duet parts to play along with.

LESSON 10 - TUNE LIKE A PRO: LEARN HOW TO MAKE THE HORN PLAY IN TUNE

Because of how trumpets are made, certain notes are out of tune. When at extremes of your range, either high or low, the horn will also tend to go out of tune. Temperature and how warm your horn is will also affect the

pitch of the horn as will how loud you play and any mutes you stick in the bell. Learn about all the things that make trumpet go out of tune and, most importantly, how to prevent and correct these problems.

LESSON 11 - SIMPLE SONGS: MELODIES TO IMPROVE YOUR READING SKILLS

Now that you've got a handle (Handel?) on the basics of playing trumpet, you can get started with some simple songs. These are tunes most of us know and are low in the trumpet range. Fun stuff! Also included are some duets to play with another trumpet player or other B^b instrument, and a very cool Manouche jazz tune, *Dark Eyes*.

LESSON 12 - MASTER THE LIP SLUR: IMPROVE YOUR FLEXIBILITY

No, this oral cavity won't require a visit to the dentist. When you change from one note to another without tonguing and each note has the same fingering, you're playing a lip slur. Lips slurs increase your flexibility and dexterity on the horn. The size and shape of the space inside your mouth (oral cavity) can make this challenging skill much easier. Learn how to do it and get some exercises to practice.

LESSON 13 - MOUTHPIECE MASTERY: MOUTHPIECES DEMYSTIFIED

Do you know what the numbers stamped on your mouthpiece mean? Do you know how the rim bite or shank length affect your sound? How about the way a mouthpiece improves (or hinders) your range, tone, flexibility or precision? Learn about the interesting ways that mouthpieces helps to shape your trumpet sound. Includes handy mouthpiece-size comparison chart.

LESSON 14 - PERFORM LIKE A PRO: TIPS TO GIVE A GREAT SHOW

This is the gravy, the frosting, the reward. You should do it as early and as often as possible. Performing can be fun and frightening and incredibly rewarding all at the same time. Find out how to prepare for performances, what to expect when you perform, how to deal with performance anxiety, where to find opportunities to play and how to make opportunities to play.

PART THREE: EXTEND YOUR SKILLS

LESSON 15 - LEARN TO PLAY PEDAL TONES: HOW LOW CAN YOU GO?

The trumpet can make sounds way below the actual lowest note on the horn (a low F[#]). These ultra-low notes are called pedal tones and are great to do as a warm-up. Pedal tones are useful because they get your chops loose and relaxed, they require a lot of air and they train your ears because notes way down there don't "lock in" like notes within the normal range of trumpet. Learn all about pedal tones in this lesson.

LESSON 16 - INCREASE YOUR RANGE: HOW TO PLAY HIGHER

Playing a brass instrument, and especially trumpet, is a physically demanding endeavor. Good breath support and proper tongue arch are the prime sources of high range, but it also takes strength in lip and other muscles, and correct posture. There are specific exercises and attitudes that will help you develop high notes on the trumpet, and these will allow you to play with more presence, more loudly and of course, higher. If that wasn't enough, these exercises will also allow you to play more quietly.

LESSON 17 - BUILD UP YOUR ENDURANCE: POWER FOR THE WHOLE GIG

Playing a long performance can be a grueling affair both for your chops and your brain. Training for such a thing is important and your strength and endurance can be increased by paying attention to certain exercises in your practice schedule and by using specific techniques while playing. Learn how to increase your endurance in this lesson.

LESSON 18 - MUTE MASTERY: GIVE YOUR SOUND SHAPE AND COLOR

There is a bewildering array of things you can (and will) stick in the end of your trumpet to change its sound. In English they're called mutes, but are called *sordinos* in Italian, *dampfers* in German and *sourdines* in French. In this lesson you'll learn about all the mutes and why the plunger isn't just for bathrooms anymore.

LESSON 19 - CLEAN UP YOUR AXE: HOW TO SAFELY SCRUB YOUR HORN

Many strange things can and will grow inside your trumpet if you don't clean it. Learn how to scrub it out without hurting the horn in this lesson. Included are a list of supplies you'll need and a blow-by-blow description of taking your instrument apart and putting it back together the right way without damaging the instrument.

PART FOUR: ADVANCED TECHNIQUES

LESSON 20 - EXPRESS YOURSELF WITH SOUND EFFECTS: FROM VIBRATO TO THE HORSE WHINNY

The trumpet is capable of a whole range of sounds in addition to regular notes. You can make the trumpet speak by incorporating these techniques into your playing. In addition to the items listed in the lesson title, learn about vibrato, lip trills, flutter tonguing, doits, falls, turns, mordents, and the use of alternate fingerings.

LESSON 21 - DOUBLE AND TRIPLE TONGUE: LEARN TO PLAY FAST AND CLEAN

This is a technique used to articulate fast passages, like the sixteenth note triplets in *Scheherazade*, or in *Flight of the Bumblebee*, or in your burning bebop solo. Pretty easy to learn, which you'll discover in this lesson, but it will take some serious practice to master, just like anything else. Learn the techniques, get some exercises, and get started.

LESSON 22 - BE A TRANSPOSING TRUMPETER: JAM WITH ANYBODY, PLAY ORCHESTRA MUSIC, HYMNS, AND LEAD SHEETS

Have you tried playing with a sax player, a guitar player, or maybe tried to read along with a hymn in church? How did it go? If you didn't know about transposing, it was probably a confusing experience. In a perfect world, all written notes would have the same relative pitch, but it just doesn't work that way. If you want to play orchestral trumpet music, you must be able to transpose. To transpose, you play a different note than what is written on the page. What must you do to read and play music to be transposed? If you don't know, this lesson will help you avoid confusion and play in the proper key.

LESSON 23 - LEARN CIRCULAR BREATHING: PLAY WITHOUT STOPPING

Circular breathing is one of many extended techniques. It's fairly easy to learn, but with practice you should have no trouble. This lesson takes you step-by-step through the process, giving you detailed information about each step to help you master the skill and wow your audience. Lots of examples provided, and a free video lesson.

LESSON 24 - TECHNOLOGY FOR TRUMPETERS: IMPROVE YOUR PLAYING AND MAKE PRACTICE MORE FUN

Are there any killer apps for trumpeters? What is a condenser microphone and should I mic my trumpet with one? How do you mic a trumpet? How do you play with a mic when the mute is in? What kind of stuff do I need if I want to play with a band that doesn't have extra sound equipment for me? What kind of options for recording equipment do I have so I can listen to myself? How about slowing down a piece of music I'm trying to learn by ear. How do I do that? All these questions and many more will be answered in this lesson.

LESSON 25 - PARTING ADVICE: BEFORE YOU GO

Sending you on your way with some online resources and other useful things. Way to go!

APPENDIX

BOOK INDEX

Look up a topic you're interested in. If it's in the book, the subject and page number will be listed here.

FINGERING CHART

Find all the fingerings up to high E as well as alternate fingerings.

PIANO KEYBOARD

The piano is the best instrument there is for understanding many musical concepts from intervals to chords and beyond. That's why you'll find a paper piano keyboard in the back of the book. Included are the regular notes of the piano keyboard and also the names for trumpet notes.

EXERCISE TRACKING FORM

Keep track of where you are when learning a new tune, an etude, or a scale. If you keep track, you'll be able to immediately pick up where you left off, and best of all, you'll see the progress you're making, which helps with motivation to continue improving.

ALL MATERIALS IN THE APPENDIX ARE FREE AND PRINTABLE AT WWW.ALLABOUTTRUMPET.COM.

FREE ONLINE RESOURCES: VIDEO LESSONS, BONUS LESSONS, TRUMPET DISCOGRAPHY, SCALES, SHEET MUSIC LISTS, AND OTHER PRINTABLES

FREE VIDEO LESSONS: WATCH AND LEARN

There are over a dozen free videos I created exclusively for this book. Find them at www.TrumpetJumpstart.com and www.AllAboutTrumpet.com.

BONUS LESSON: LISTEN!

This lesson is before any information about exactly how to play the trumpet because you don't need any special skills to push play on your CD player, mp3 player, radio, or whatever you use to listen to music. And it's important that you start listening to trumpet music as early as possible because it will help you understand how the horn can sound. Most are hyperlinked, so click a recording and you can sample and/or buy it.

BONUS LESSON: TRUMPET REPERTOIRE

Repertoire is the music that is recognized as crucial to a player's vocabulary. There is so much material out there that it's impossible for one person to get to all of it. Here's where you'll start making choices about what you want to play. If you want to get paid to play trumpet, learning all styles is almost mandatory. Studio musicians do it. So can you.

BONUS LESSON: TRUMPET MASTERS

This is a lesson highlighting some of the great players who have come along and shown us what's possible.

BONUS LESSON: HOW DO YOU DIDGERIDOO

Want to learn how to play the oldest trumpet on the planet? Didgeridoo is an Australian instrument made from a termite-hollowed eucalyptus tree limb. If you think that's weird, wait till you hear it. The didgeridoo produces a bass drone and with the right rhythm, the sound can be truly hypnotic and primal-sounding. Playing didgeridoo will even help you to play trumpet better. In this bonus lesson find out just what the didgeridoo is, how to play it, and how to develop the skill of circular breathing.

FREE PRINTABLES

To save paper and printing costs and to make the book more affordable, I've put printable items up on the web at www.AllAboutTrumpet.com and www.TrumpetJumpstart.com. All free, all printable.

UP NEXT

Wherever there is blank space, I'll fill it up with music staves like these. Use them to jot down ideas, notes from trumpet lessons, or just to generally mark it up. Try doing *that* with an eBook.

Up next, we'll dive right in and get you making your first sound on the horn. Maybe it's the first time ever, maybe it's the first time in a long time. Either way, let's go!

ESSENTIAL LESSONS FOR COMEBACK PLAYERS, MID-LEVEL PLAYERS, AND ALL BEGINNERS

This book is the most thorough treatment of the various aspects of trumpet playing that I have seen. Very informative and helpful. Even my current teacher, who has played with the Metropolitan Opera (NYC), was impressed. — Don Young, Cranford, New Jersey

YOU WILL DISCOVER HOW EASY IT IS TO

- **MAKE YOUR FIRST SOUND** on the trumpet, or **BE REMINDED** of how to get a good sound.
- **MAKE FAST PROGRESS** with easy lessons designed, tested, and used by a teacher and player with +35 years of experience.
- **MASTER CRUCIAL SKILLS** you'll need like buzzing, breathing, tonguing, tuning, lip slurs, double-tonguing, falls, bends, shakes, and the horse whinny.
- **LEARN SECRETS** that will make playing easier and more fun.
- **FIND THE BEST** music to listen to and the best performers to watch and learn from.

Every trumpet should be sold with this book.

— J. R. Torres, Rhode Island

WITH EXTRAS LIKE

- **A BRIEF HISTORY** of the trumpet.
- **HOW TO PRACTICE.** For me, the topic of practice was worth two books (*The Practice of Practice*, and *Practice Like This*). This lesson contains trumpet-related tips to boost your practice time.
- **CLEAN YOUR HORN.** Lots of things grow inside your horn, and it needs semi-regular maintenance. Learn to take the horn apart, clean it, and put it back together without damage.

SPECIAL FEATURES

- **FREE VIDEO LESSONS**
- **PRINTABLE RESOURCES**
 - EXERCISE TRACKING FORMS
 - SCALES AND PATTERNS
 - LISTENING LISTS
 - SHEET MUSIC LISTS
 - BEST METHOD BOOKS LIST
 - AUDITION REPERTOIRE
- **EXTENSIVE CROSS-REFERENCES**
- **COPIOUS LINKS TO USEFUL ONLINE RESOURCES**
- **COMPREHENSIVE INDEX**

JUMPSTART YOUR TRUMPET SKILLS

Monkey see, monkey do is a saying popular long before scientists discovered the mirror neuron system in our brains and the way these systems allow us to learn quickly, merely by watching and imitating another person.

Watch and learn from the free video lessons that come with this book. Learn a la carte, from specialized video lessons, or subscribe and gain access to all materials, all the time, for a fraction of what live lessons cost. Risk-free 30-day money-back guarantee.



WWW.TRUMPETJUMPSTART.COM

ALSO BY JONATHAN HARNUM

